



KAOKO™ CRUISE CONTROL KITS


For Models MOTO-GUZZI : GUZ100C-ST

California Models (2007-2012)

SABS DESIGN EXCELLENCE AWARDS 2009


Patents
 "U.S. Pat. No. US D593,462 S"
 "U.S. Pat. No. US D593,463 S"
 "U.S. Pat. No. US D593,464 S"

RSA Registered Designs
 No. A2007/00202 No. A2007/00205
 No. A2007/00203 No. A2007/00206
 No. A2007/00204 No. A2007/00207



1
Bar Weight Removed

Throttle Sleeve

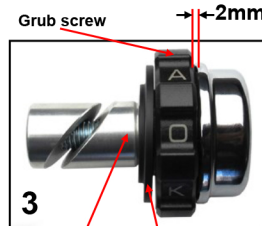


Thrust Washer

Stem

2

KAOKO™
Bar Weight



Grub screw

←2mm

3

Stem inside of recess

Thrust Washer

KAOKO Kit
Comprises of :

- End Weight,
- Friction Nut,
- Thrust Washer,
- 2mm Allen key,
- Fitting Instructions

DISCLAIMER: NO RESPONSIBILITY ACCEPTED FOR NON-ADHERENCE TO THESE INSTRUCTIONS

KAOKO™ Safety Warning:

See: www.kaoko.com for further information info@kaoko.com

The KAOKO™ Cruise Control is an aftermarket accessory. Any misunderstood, abused or incorrectly installed motorcycle accessory is a safety hazard that could cause injury or death. It's the rider's responsibility to understand the operation and purpose for which the KAOKO™ Cruise Control is designed, namely, for cruising, only when safe to do so. At all other times the control should be disengaged. The KAOKO™ Cruise Controls are to be used only by experienced and responsible riders.

Note: An adjustment to throttle assembly position may be necessary to suit KAOKO™ Cruise Controls. The throttle assembly position on aftermarket bars, and some OEM bars, is adjustable. The assembly can marginally be re-positioned along the handle bars slightly loosening the throttle assembly clamp screws, and then sliding the throttle assembly along the handle bars (left or right). Once done, firmly tighten the clamp screws to OEM torque specifications. This adjustment is generally not necessary.

Fitting & Operating Instructions :

Step 1: Remove your OEM bar-end weight as seen in picture 1 to expose the handlebar ID.

Step 2: Loosely assemble the Kaoko components as shown in picture 2.

Step 3: Loosen off the clamp screws of the throttle assembly so that the throttle assembly maybe moved slightly up the handlebar. Set a 2mm gap as shown in Picture 3 and slightly adjust the central retaining screw so that the stem locates into the body of the Kaoko end-weight.

Step 4: Insert the assembly fully into the end of the handlebar as seen in picture 3. Firmly fasten the central retaining screw.

Step 5: Slide the throttle assembly hard up to the face of the Kaoko thrust washer & fasten the clamp screws on the assembly. This is the correct position for functionality of the Kaoko control. Adjust grub screw per note below.

Operation: The friction nut has a **left hand thread**. In readiness for engagement, it must be adjusted so that it makes light contact with the plastic thrust washer.

To Engage: Whilst rolling on the throttle, the friction nut can be gripped between the small finger and palm of hand. This action tightens the nut and provides sufficient friction to set throttle to the desired opening.

(The friction is such that the rider may still open and close the throttle. It simply has a slight stiffness to it.)

To Disengage: Whilst rolling off the throttle, grip friction nut between small finger and palm of hand.

VERY IMPORTANT!! The throttle should open and snap closed freely when correctly disengaged.

Note: The Grub Screw is set to provide the necessary resistance on thread of friction nut. This may be adjusted periodically to take up wear.(2mm Allen key)

Maintenance: Remove kit annually. Unscrew friction nut and brush clean threads with mild soap. Apply petroleum jelly to threads and assemble. Adjust grub screw to desired operating resistance. Maintain chromed finish on end-weight with good automotive polish.

(O-Ring cushion: 19.6mm I.D. x 2.4mm section — if replacement is required)

Indemnity:

It is advised that the use of the cruise control is at the sole risk of the rider and by his/her decision to use it he/she does indemnify the manufacturers or organizers, their agents, employees and officers against any claim or action by themselves, their dependants or any other third party arising out of any loss, damage, injury or death suffered.